


# Steel Fencing/Gates Catalog

(Effective - January 2012)



LIT303 (1-12)





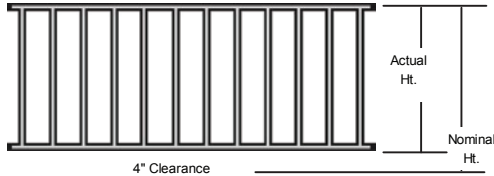
## TABLE OF CONTENTS

<b>Products</b>	<b>Page</b>
<b>Residential Fencing &amp; Gates</b>	<b>1-6</b>
Economy Fencing, Gates, and Posts	1-2
Standard Residential Fencing & Gates	3-6
<b>Commercial Fencing &amp; Gates</b>	<b>7-22</b>
<b>Posts</b>	<b>23</b>
<b>Hardware</b>	<b>24-26</b>
Hinges	25
Rolling Gate Hardware	26
<b>Lock Boxes</b>	<b>27</b>
<b>Custom Applications</b>	<b>28-33</b>
Arching or Swooping	28
Double Drive Gates	29
Embellishments	30
Special Panels	31
Rolling Gates	32
Trussing	33
<b>Spears</b>	<b>34</b>
<b>Castings</b>	<b>35</b>
<b>Hand Rail Accessories</b>	<b>36</b>
<b>Tabs</b>	<b>37</b>
<b>Perforated Metal Sheets</b>	<b>38</b>
<b>Expanded Metal Sheets</b>	<b>39</b>
<b>Terms and Conditions</b>	<b>40</b>



## Monarch Residential Fence

### Series 2160



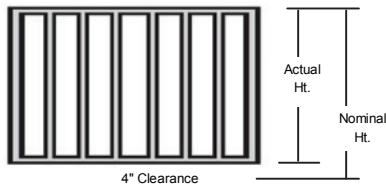
- Frame:** 1" Square Top and Bottom Rail, 18 Ga. Standard or Biasable
- Pickets:** 5/8" Square Pickets, 19 Gauge  
3-7/8" Picket Spacing, 4-1/2" Picket Center
- Finish:** Black Powder Coat Only

		WIDTH				
		8'-0" (94")		10'-0" (118")		
HEIGHT	Nominal	Actual	Standard	Biasable	Standard	Biasable
	3'0"	32"				
	3'6"	38"				
	4'0"	44"				
	5'2"	58"				
	6'0"	68"				

Sample Item Number 2160BK8036 = Series 2160, Color Black, Size 8'0" wide x 3'6" high  
 Sample Item Number 2160BK8036B = Series 2160, Color Black, Size 8'0" wide x 3'6" high, Biasable

## Monarch Residential Gate

### Series 4160



- Frame:** 1" Square Tubing, 18 Gauge  
Hardware Sold Separately
- Pickets:** 5/8" Square Tubing, 19 Gauge  
3-7/8" Picket Spacing, 4-1/2" Picket Center
- Finish:** Black Powder Coat Only

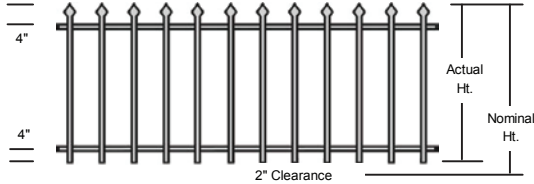
		OPENING WIDTH				
		3'-0" (33")		4'-0" (45")		
HEIGHT	Nominal	Actual	Standard	Biasable	Standard	Biasable
	3'0"	32"				
	3'6"	38"				
	4'0"	44"				
	5'2"	58"				
	6'0"	68"				

Sample Item Number 4160BK3036 = Series 4160, Color Black, Size 3'0" wide x 3'6" high

**Note: No customized options available with Series 2160 and 4160.**

**Serrano Residential Fence**

**Series 2260**



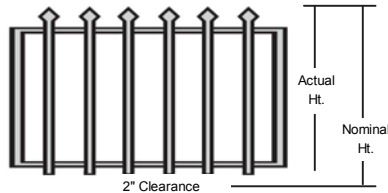
- Frame:** 1" Square Top and Bottom Rail, 18 Ga.
- Pickets:** 5/8" Square Pickets, 19 Gauge  
3-7/8" Picket Spacing, 4-1/2" Picket Center
- Finish:** Black Powder Coat Only

WIDTH			
HEIGHT	Nominal	Actual	8'-0" (94")
	5'0"	58"	
	6'0"	70"	

Sample Item Number 2260BK8060 = Series 2260, Color Black, Size 8'0" wide x 6'0" high

**Serrano Residential Gate**

**Series 4260**



- Frame:** 1" Square Tubing, 18 Gauge  
Hardware Sold Separately
- Pickets:** 5/8" Square Tubing, 19 Gauge  
3-7/8" Picket Spacing, 4-1/2" Picket Center
- Finish:** Black Powder Coat Only

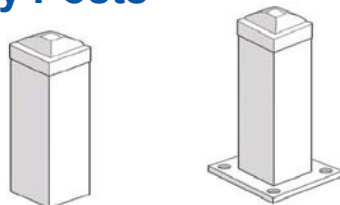
OPENING WIDTH				
HEIGHT	Nominal	Actual	3'-0" (33")	4'-0" (45")
	5'0"	58"		
	6'0"	70"		

Sample Item Number 4260BK3050 = Series 4260, Color Black, Size 3'0" wide x 5'0" high

**Note: No customized options available with Series 2260, 4260 and PE2014.**

**Economy Posts**

**Series PE2014**



- Post:** 2" Square Post, 14 Gauge  
With Pressed Steel Cap
- Finish:** Black Powder Coat Only

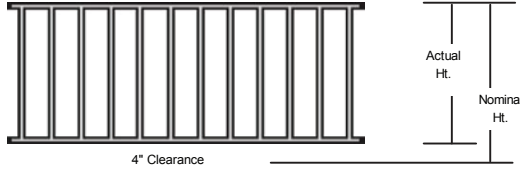
HEIGHT	Nominal	Actual	Flange	Item #	Each
	3'6"	43"	Yes	PE2014BK36	
	7'0"	84"	No	PE2014BK70	
	8'0"	96"	No	PE2014BK80	

# RESIDENTIAL FENCING & GATES

Product Line: G3843

## Royal Residential Fence

### Series 2130



- Frame:** 1" Square Top and Bottom Rail, 16 Gauge  
**Pickets:** 5/8" Square Pickets, 18 Gauge  
 3-7/8" Picket Spacing, 4-1/2" Picket Center  
 Pickets Welded on Four Sides  
**Finish:** Black Powder Coat - Standard  
 Optional Colors Available

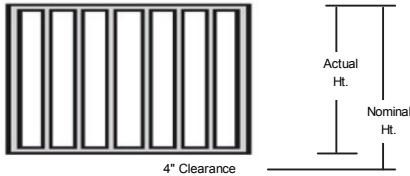
		WIDTH				
HEIGHT	Nominal	Actual	8'- 0" (94")	10'- 0" (118")	12'- 0" (142")	Custom Sizes*
	2'0"	20"				
	3'0"	32"				
	3'6"	38"				
	4'0"	44"				
	4'2"	46"				
	4'6"	50"				
	5'0"	56"				
	5'2"	58"				
6'0"	68"					

Sample Item Number 2130BK8036 = Series 2130, Color Black, Size 8'0" wide x 3'6" high

\* For pricing purposes, the minimum width is 6 feet.

## Royal Residential Gate

### Series 4130



- Gates are Build-to-Order**  
**Frame:** 1" Square Tubing, 16 Gauge  
 Drilled for "J" Bolts  
 Hardware Sold Separately  
**Pickets:** 5/8" Square Tubing, 18 Gauge  
**Finish:** Black Powder Coat - Standard  
 Optional Colors Available

		OPENING WIDTH				
HEIGHT	Nominal	Actual	Up to 3'- 0" (33")	Up to 4'- 0" (45")	Up to 5'- 0" (57")	Up to 6'- 0" (69")
	Up to 3'0"	32"				
	Up to 3'6"	38"				
	Up to 4'0"	44"				
	Up to 5'0"	56"				
	Up to 5'2"	58"				
	Up to 6'0"	68"				

Sample Item Number 4130BK4036 = Series 4130, Color Black, Size 4'0" wide x 3'6" high

### Royal Residential Options (Product Line: Z9999)

- Biasable Fencing (Excludes Fixed Bias) OP-BIASABLE Add
- 1-1/2" x 1-1/2" Top and Bottom Rails OP-RAIL-1TO1.5 Add

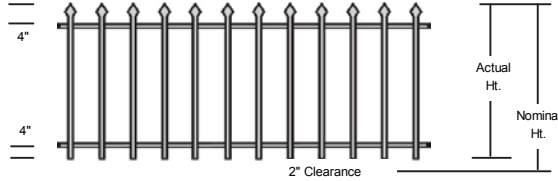
(909) 379-0123 - Fax: (909) 379-0169 - Toll Free (866) 629-6636 - [www.PrecisionPLP.com](http://www.PrecisionPLP.com)

# RESIDENTIAL FENCING & GATES

Product Line: G3843

## Apache Residential Fence

### Series 2230



**Frame:** 1" Square Top and Bottom Rail, 16 Gauge  
**Pickets:** 5/8" Square Pickets, 18 Gauge  
 3-7/8" Picket Spacing, 4-1/2" Picket Center  
 Punched Spear Point on Pickets  
**Finish:** Black Powder Coat - Standard  
 Optional Colors Available

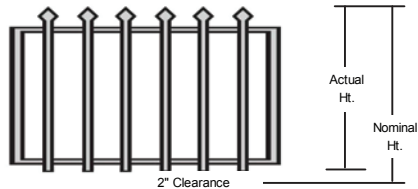
		WIDTH				
HEIGHT	Nominal	Actual	8'-0" (94")	10'-0" (118")	12'-0" (142")	Custom Sizes*
	2'0"	22"				
	3'0"	34"				
	3'6"	40"				
	4'0"	46"				
	5'0"	58"				
	6'0"	70"				

Sample Item Number 2230BK8036 = Series 2230, Color Black, Size 8'0" wide x 3'6" high

\* For pricing purposes, the minimum width is 6 feet.

## Apache Residential Gate

### Series 4230



**Gates are Build-to-Order**  
**Frame:** 1" Square Tubing, 16 Gauge  
 Hardware Sold Separately  
**Pickets:** 5/8" Square Tubing, 18 Gauge  
**Finish:** Black Powder Coat - Standard  
 Optional Colors Available

		OPENING WIDTH				
HEIGHT	Nominal	Actual	Up to 3'-0" (33")	Up to 4'-0" (45")	Up to 5'-0" (57")	Up to 6'-0" (69")
	Up to 3'0"	34"				
	Up to 3'6"	40"				
	Up to 4'0"	46"				
	Up to 5'0"	58"				
	Up to 6'0"	70"				

Sample Item Number 4230BK4036 = Series 4230, Color Black, Size 4'0" wide x 3'6" high

### Apache Residential Options (Product Line: Z9999)

• 1-1/2" x 1-1/2" Top and Bottom Rails

OP-RAIL-1TO1.5

Add

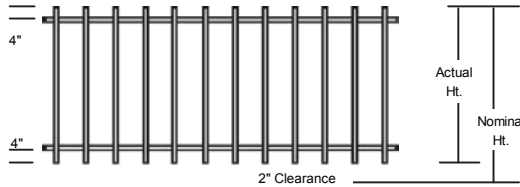


# RESIDENTIAL FENCING & GATES

Product Line: G3843

## Regency Residential Fence

### Series 2330



**Frame:** 1" Square Top and Bottom Rail, 16 Gauge  
**Pickets:** 5/8" Square Pickets, 18 Gauge  
 3-7/8" Picket Spacing, 4-1/2" Picket Center  
**Finish:** Black Powder Coat - Standard  
 Optional Colors Available

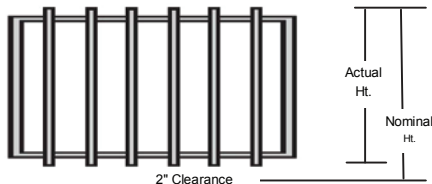
		WIDTH				
HEIGHT	Nominal	Actual	8'-0" (94")	10'-0" (118")	12'-0" (142")	Custom Sizes
	2'0"	22"				
	3'0"	34"				
	3'6"	40"				
	4'0"	46"				
	4'6"	52"				
	5'0"	58"				
	6'0"	70"				

Sample Item Number 2330BK8036 = Series 2330, Color Black, Size 8'0" wide x 3'6" high

\* For pricing purposes, the minimum width is 6 feet.

## Regency Residential Gate

### Series 4330



**Gates are Build-to-Order**  
**Frame:** 1" Square Tubing, 16 Gauge  
 Drilled for "J" Bolts  
 Hardware Sold Separately  
**Pickets:** 5/8" Square Tubing, 18 Gauge  
**Finish:** Black Powder Coat - Standard  
 Optional Colors Available

		OPENING WIDTH				
HEIGHT	Nominal	Actual	Up to 3'-0" (33")	Up to 4'-0" (45")	Up to 5'-0" (57")	Up to 6'-0" (69")
	Up to 3'0"	34"				
	Up to 3'6"	40"				
	Up to 4'0"	46"				
	Up to 5'0"	58"				
	Up to 6'0"	70"				

Sample Item Number 4330BK4036 = Series 4330, Color Black, Size 4'0" wide x 3'6" high

### Regency Residential Options (Product Line: Z9999)

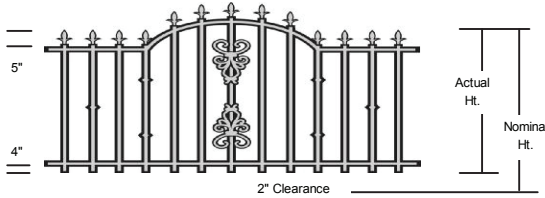
- 1-1/2" x 1-1/2" Top and Bottom Rails OP-RAIL-1TO1.5 Add

# RESIDENTIAL FENCING & GATES

Product Line: G3843

## Corsican Residential Fence

**Series 2630 - Arched**  
**Series 2632 - Straight**



**Frame:** 1" Square Top and Bottom Rail, 16 Gauge  
**Pickets:** 5/8" Square Pickets, 18 Gauge  
3-7/8" Picket Spacing, 4-1/2" Picket Center  
Corsican Casting; Classic Cast Spear  
**Finish:** Black Powder Coat - Standard  
Optional Colors Available

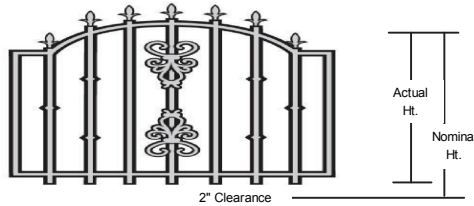
		WIDTH								
HEIGHT	Nominal	Actual	8'-0" (94")		10'-0" (118")		12'-0" (142")		Custom Sizes	
			Arched	Straight	Arched	Straight	Arched	Straight	Arched	Straight
	2'0"	22"								
	3'0"	34"								
	3'6"	40"								
	4'0"	46"								
	5'0"	58"								
	6'0"	70"								

Sample Item Number 2630BK8036 = Series 2630, Color Black, Size 8'0" wide x 3'6" high

\* For pricing purposes, the minimum width is 6 feet.

## Corsican Residential Gate

**Series 4630 - Arched**  
**Series 4632 - Straight**



**Gates are Build-to-Order**  
**Frame:** 1" Square Tubing, 16 Gauge  
Hardware Sold Separately  
**Pickets:** 5/8" Square Tubing, 18 Gauge  
Corsican Casting; Classic Cast Spear  
**Finish:** Black Powder Coat - Standard  
Optional Colors Available

		OPENING WIDTH								
HEIGHT	Nominal	Actual	Up to 3'0" (33")		Up to 4'0" (45")		Up to 5'0" (57")		Up to 6'0" (69")	
			Arched	Straight	Arched	Straight	Arched	Straight	Arched	Straight
	Up to 3'0"	34"								
	Up to 3'6"	40"								
	Up to 4'0"	46"								
	Up to 5'0"	58"								
	Up to 6'0"	70"								

Sample Item Number 4630BK4036 = Series 4630, Color Black, Size 4'0" wide x 3'6" high


### Corsican Residential Options (Product Line: Z9999)

- 1-1/2" x 1-1/2" Top and Bottom Rails OP-RAIL-1TO1.5 Add

# COMMERCIAL FENCING

Product Line G3844

## Royal Commercial Fence, 4-5/8" Picket Centers



- Frame:** 1-1/2" Square Top and Bottom Rail, 14 Ga.
- Pickets:** 3/4" or 1" Pickets, 16 Gauge  
4-5/8" Picket Centers  
Pickets Welded on Four Sides
- Finish:** Black Powder Coat - Standard  
Optional Colors Available

### Series 2140 - 3/4" Pickets

		WIDTH				
HEIGHT	Nominal	Actual	8'-0" (94")	10'-0" (118")	12'-0" (142")	Custom Sizes
	3'0"	32"				
	3'6"	38"				
	4'0"	44"				
	5'0"	56"				
	5'2"	58"				
	6'0"	68"				
	7'0"	80"				
	8'0"	92"				
	10'0"	116"				

Sample Item Number 2140BK8036 = Series 2140, Color Black, Size 8'0" wide x 3'6" high

### Series 2150 - 1" Pickets

		WIDTH				
HEIGHT	Nominal	Actual	8'-0" (94")	10'-0" (118")	12'-0" (142")	Custom Sizes
	3'0"	32"				
	3'6"	38"				
	4'0"	44"				
	5'0"	56"				
	5'2"	58"				
	6'0"	68"				
	7'0"	80"				
	8'0"	92"				
	10'0"	116"				

Sample Item Number 2150BK8036 = Series 2150, Color Black, Size 8'0" wide x 3'6" high

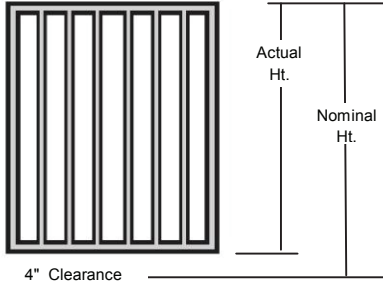
### Royal Commercial Fence Options (Product Line: Z9999)

- 1-1/2" x 2" Top and Bottom Rails OP-RAIL-TO1.5X2 Add
- 2" x 2" Top and Bottom Rails OP-RAIL-1.5TO2 Add

# COMMERCIAL GATES

Product Line G3844

## Royal Commercial Gate, 4-5/8" Picket Centers



- Frame:** 1-1/2" Square Frame, 14 Ga. - 3' to 9' Width  
2" Square Frame, 14 Ga. - 10' to 24' Width  
Hardware not included
- Pickets:** 3/4" or 1" Vertical Pickets, 16 Gauge  
Pickets Welded on Four Sides  
4-5/8" Picket Centers
- Finish:** Black Powder Coat - Standard  
Optional Colors Available

### Series 4140 - 3/4" Pickets

		OPENING WIDTH																
		1-1/2" Perimeter Frame								2" Perimeter Frame								
HEIGHT	Nominal	Actual	3'	4'	5'	6'	7'	8'	9'	10'	12'	14'	16'	18'	20'	22'	24'	
	3'0"	32"																
	4'0"	44"																
	5'0"	56"																
	5'2"	58"																
	6'0"	68"																
	7'0"	80"																
	8'0"	92"																

Sample Item Number 4140BK3040 = Series 4140, Color Black, Size 3'0" wide x 4'0" high

### Series 4150 - 1" Pickets

		OPENING WIDTH																
		1-1/2" Perimeter Frame								2" Perimeter Frame								
HEIGHT	Nominal	Actual	3'	4'	5'	6'	7'	8'	9'	10'	12'	14'	16'	18'	20'	22'	24'	
	4'0"	44"																
	5'0"	56"																
	5'2"	58"																
	6'0"	68"																
	7'0"	80"																
	8'0"	92"																
	10'0"	116"																

Sample Item Number 4150BK8060 = Series 4150, Color Black, Size 8'0" wide x 6'0" high


### Royal Commercial Gate Options

- Trussing: It is recommended that trussing be used on gates over 12' wide or 6' high. See page 33.

# COMMERCIAL FENCING

Product Line G3844

## Royal Commercial Fence, 6" Picket Centers



- Frame:** 1-1/2" Square Top and Bottom Rail, 14 Ga.
- Pickets:** 3/4" or 1" Pickets, 16 Gauge  
6" Picket Centers  
Pickets Welded on Four Sides
- Finish:** Black Powder Coat - Standard  
Optional Colors Available

### Series 2146 - 3/4" Pickets

		WIDTH				
HEIGHT	Nominal	Actual	8'-0" (94")	10'-0" (118")	12'-0" (142")	Custom Sizes
	3'0"	32"				
	3'6"	38"				
	4'0"	44"				
	5'0"	56"				
	5'2"	58"				
	6'0"	68"				
	7'0"	80"				
	8'0"	92"				
	10'0"	116"				

Sample Item Number 2146BK8036 = Series 2146, Color Black, Size 8'0" wide x 3'6" high

### Series 2156 - 1" Pickets

		WIDTH				
HEIGHT	Nominal	Actual	8'-0" (94")	10'-0" (118")	12'-0" (142")	Custom Sizes
	3'0"	32"				
	3'6"	38"				
	4'0"	44"				
	5'0"	56"				
	5'2"	58"				
	6'0"	68"				
	7'0"	80"				
	8'0"	92"				
	10'0"	116"				

Sample Item Number 2156BK8036 = Series 2156, Color Black, Size 8'0" wide x 3'6" high

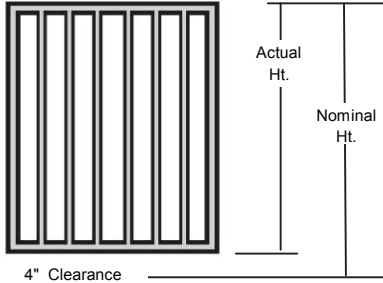
### Royal Commercial Fence Options (Product Line: Z9999)

- 1-1/2" x 2" Top and Bottom Rails OP-RAIL-TO1.5X2 Add
- 2" x 2" Top and Bottom Rails OP-RAIL-1.5TO2 Add

# COMMERCIAL GATES

Product Line G3844

## Royal Commercial Gate, 6" Picket Centers



- Frame:** 1-1/2" Square Frame, 14 Ga. - 3' to 9' Width  
2" Square Frame, 14 Ga. - 10' to 24' Width  
Hardware not included
- Pickets:** 3/4" or 1" Vertical Pickets, 16 Gauge  
Pickets Welded on Four Sides  
6" Picket Centers
- Finish:** Black Powder Coat - Standard  
Optional Colors Available

### Series 4146 - 3/4" Pickets

HEIGHT		OPENING WIDTH															
		1-1/2" Perimeter Frame								2" Perimeter Frame							
		Nominal	Actual	3'	4'	5'	6'	7'	8'	9'	10'	12'	14'	16'	18'	20'	22'
3'0"	32"																
4'0"	44"																
5'0"	56"																
5'2"	58"																
6'0"	68"																
7'0"	80"																
8'0"	92"																

Sample Item Number 4146BK3040 = Series 4146, Color Black, Size 3'0" wide x 4'0" high

### Series 4156 - 1" Pickets

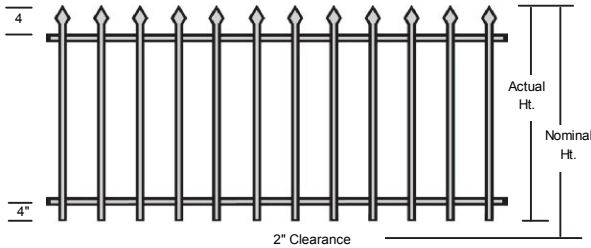
HEIGHT		OPENING WIDTH															
		1-1/2" Perimeter Frame								2" Perimeter Frame							
		Nominal	Actual	3'	4'	5'	6'	7'	8'	9'	10'	12'	14'	16'	18'	20'	22'
4'0"	44"																
5'0"	56"																
5'2"	58"																
6'0"	68"																
7'0"	80"																
8'0"	92"																
10'0"	116"																

Sample Item Number 4156BK8060 = Series 4156, Color Black, Size 8'0" wide x 6'0" high

### Royal Commercial Gate Options

- Trussing: It is recommended that trussing be used on gates over 12' wide or 6' high. See page 33.

## Apache Commercial Fence, 4-5/8" Picket Centers



**Frame:** 1-1/2" Square Top and Bottom Rail, 14 Ga.  
**Pickets:** 3/4" or 1" Pickets, 16 Gauge  
 4-5/8" Picket Centers  
 Pickets Welded on Four Sides  
**Finish:** Black Powder Coat - Standard  
 Optional Colors Available

### Series 2240 - 3/4" Pickets

		WIDTH				
HEIGHT	Nominal	Actual	8'-0" (94")	10'-0" (118")	12'-0" (142")	Custom Sizes
	3'0"	32"				
	3'6"	38"				
	4'0"	44"				
	5'0"	56"				
	6'0"	68"				
	7'0"	80"				
	8'0"	92"				
	10'0"	116"				

Sample Item Number 2240BK8036 = Series 2240, Color Black, Size 8'0" wide x 3'6" high

### Series 2250 - 1" Pickets

		WIDTH				
HEIGHT	Nominal	Actual	8'-0" (94")	10'-0" (118")	12'-0" (142")	Custom Sizes
	3'0"	32"				
	3'6"	38"				
	4'0"	44"				
	5'0"	56"				
	6'0"	68"				
	7'0"	80"				
	8'0"	92"				
	10'0"	116"				

Sample Item Number 2250BK8036 = Series 2250, Color Black, Size 8'0" wide x 3'6" high

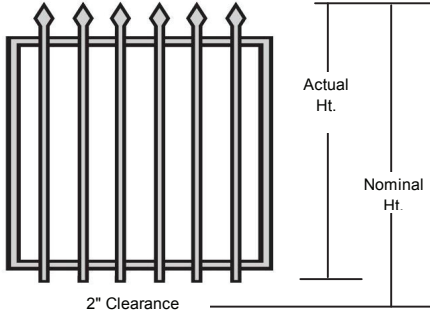
### Apache Commercial Fence Options (Product Line: Z9999)

- 1-1/2" x 2" Top and Bottom Rails OP-RAIL-TO1.5X2 Add
- 2" x 2" Top and Bottom Rails OP-RAIL-1.5TO2 Add

# COMMERCIAL GATES

Product Line G3844

## Apache Commercial Gate, 4-5/8" Picket Centers



- Frame:** 1-1/2" Square Frame, 14 Ga. - 3' to 9' Width  
2" Square Frame, 14 Ga. - 10' to 24' Width  
Hardware not included
- Pickets:** 3/4" or 1" Vertical Pickets, 16 Gauge  
4-5/8" Picket Centers
- Finish:** Black Powder Coat - Standard  
Optional Colors Available

### Series 4240 - 3/4" Pickets

		OPENING WIDTH																
		1-1/2" Perimeter Frame								2" Perimeter Frame								
HEIGHT	Nominal	Actual	3'	4'	5'	6'	7'	8'	9'	10'	12'	14'	16'	18'	20'	22'	24'	
	3'0"	34"																
	3'6"	40"																
	4'0"	46"																
	5'0"	58"																
	6'0"	70"																
	7'0"	82"																
	8'0"	94"																

Sample Item Number 4240BK3040 = Series 4240, Color Black, Size 3'0" wide x 4'0" high

### Series 4250 - 1" Pickets

		OPENING WIDTH																
		1-1/2" Perimeter Frame								2" Perimeter Frame								
HEIGHT	Nominal	Actual	3'	4'	5'	6'	7'	8'	9'	10'	12'	14'	16'	18'	20'	22'	24'	
	4'0"	46"																
	5'0"	58"																
	6'0"	70"																
	7'0"	82"																
	8'0"	94"																
	10'0"	118"																

Sample Item Number 4250BK8060 = Series 4250, Color Black, Size 8'0" wide x 6'0" high

### Apache Commercial Gate Options

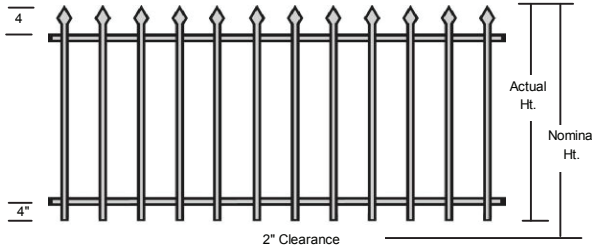
- Trussing: It is recommended that trussing be used on gates over 12' wide or 6' high. See page 33.



# COMMERCIAL FENCING

Product Line G3844

## Apache Commercial Fence, 6" Picket Centers



**Frame:** 1-1/2" Square Top and Bottom Rail, 14 Ga.  
**Pickets:** 3/4" or 1" Pickets, 16 Gauge  
 6" Picket Centers  
 Pickets Welded on Four Sides  
**Finish:** Black Powder Coat - Standard  
 Optional Colors Available

### Series 2246 - 3/4" Pickets

		WIDTH				
HEIGHT	Nominal	Actual	8'-0" (94")	10'-0" (118")	12'-0" (142")	Custom Sizes
	3'0"	32"				
	3'6"	38"				
	4'0"	44"				
	5'0"	56"				
	6'0"	68"				
	7'0"	80"				
	8'0"	92"				
	10'0"	116"				

Sample Item Number 2246BK8036 = Series 2246, Color Black, Size 8'0" wide x 3'6" high

### Series 2256 - 1" Pickets

		WIDTH				
HEIGHT	Nominal	Actual	8'-0" (94")	10'-0" (118")	12'-0" (142")	Custom Sizes
	3'0"	32"				
	3'6"	38"				
	4'0"	44"				
	5'0"	56"				
	6'0"	68"				
	7'0"	80"				
	8'0"	92"				
	10'0"	116"				

Sample Item Number 2256BK8036 = Series 2256, Color Black, Size 8'0" wide x 3'6" high

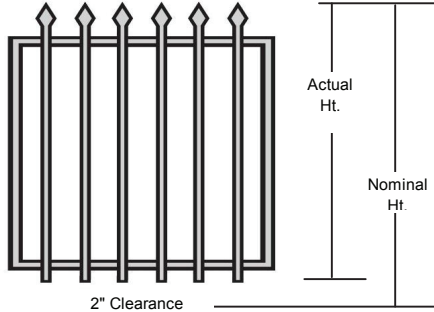
### Apache Commercial Fence Options (Product Line: Z9999)

- 1-1/2" x 2" Top and Bottom Rails OP-RAIL-TO1.5X2 Add
- 2" x 2" Top and Bottom Rails OP-RAIL-1.5TO2 Add

# COMMERCIAL GATES

Product Line G3844

## Apache Commercial Gate, 6" Picket Centers



- Frame:** 1-1/2" Square Frame, 14 Ga. - 3' to 9' Width  
2" Square Frame, 14 Ga. - 10' to 24' Width  
Hardware not included
- Pickets:** 3/4" or 1" Vertical Pickets, 16 Gauge  
6" Picket Centers
- Finish:** Black Powder Coat - Standard  
Optional Colors Available

### Series 4246 - 3/4" Pickets

		OPENING WIDTH																
		1-1/2" Perimeter Frame								2" Perimeter Frame								
HEIGHT	Nominal	Actual	3'	4'	5'	6'	7'	8'	9'	10'	12'	14'	16'	18'	20'	22'	24'	
	3'0"	34"																
	3'6"	40"																
	4'0"	46"																
	5'0"	58"																
	6'0"	70"																
	7'0"	82"																
	8'0"	94"																

Sample Item Number 4246BK3040 = Series 4246, Color Black, Size 3'0" wide x 4'0" high

### Series 4256 - 1" Pickets

		OPENING WIDTH																
		1-1/2" Perimeter Frame								2" Perimeter Frame								
HEIGHT	Nominal	Actual	3'	4'	5'	6'	7'	8'	9'	10'	12'	14'	16'	18'	20'	22'	24'	
	4'0"	46"																
	5'0"	58"																
	6'0"	70"																
	7'0"	82"																
	8'0"	94"																
	10'0"	118"																

Sample Item Number 4256BK8060 = Series 4256, Color Black, Size 8'0" wide x 6'0" high

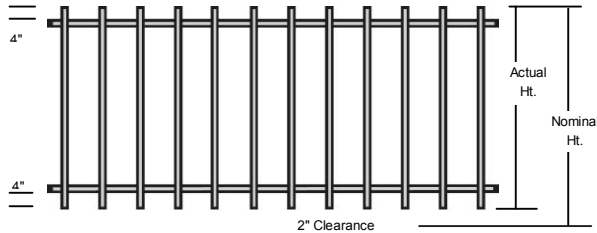
### Apache Commercial Gate Options

- Trussing: It is recommended that trussing be used on gates over 12' wide or 6' high. See page 33.

# COMMERCIAL FENCING

Product Line G3844

## Regency Commercial Fence, 4-5/8" Picket Centers



**Frame:** 1-1/2" Square Top and Bottom Rail, 14 Ga.  
**Pickets:** 3/4" or 1" Pickets, 16 Gauge  
 4-5/8" Picket Centers  
**Finish:** Black Powder Coat - Standard  
 Optional Colors Available

### Series 2340 - 3/4" Pickets

		WIDTH				
HEIGHT	Nominal	Actual	8'-0" (94")	10'-0" (118")	12'-0" (142")	Custom Sizes
	3'0"	34"				
	3'6"	40"				
	4'0"	46"				
	5'0"	58"				
	6'0"	70"				
	7'0"	82"				
	8'0"	94"				
	10'0"	118"				

Sample Item Number 2340BK8036 = Series 2340, Color Black, Size 8'0" wide x 3'6" high

### Series 2350 - 1" Pickets

		WIDTH				
HEIGHT	Nominal	Actual	8'-0" (94")	10'-0" (118")	12'-0" (142")	Custom Sizes
	3'0"	32"				
	3'6"	38"				
	4'0"	44"				
	5'0"	56"				
	6'0"	68"				
	7'0"	80"				
	8'0"	92"				
	10'0"	116"				

Sample Item Number 2350BK8036 = Series 2350, Color Black, Size 8'0" wide x 3'6" high

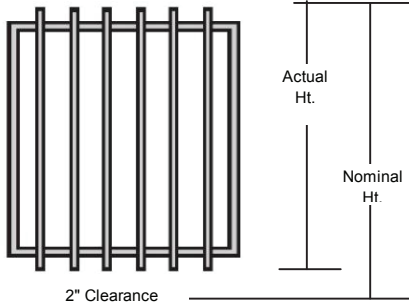
### Regency Commercial Fence Options (Product Line: Z9999)

- 1-1/2" x 2" Top and Bottom Rails OP-RAIL-TO1.5X2 Add
- 2" x 2" Top and Bottom Rails OP-RAIL-1.5TO2 Add

# COMMERCIAL GATES

Product Line G3844

## Regency Commercial Gate, 4-5/8" Picket Centers



- Frame:** 1-1/2" Square Frame, 14 Ga. - 3' to 9' Width  
2" Square Frame, 14 Ga. - 10' to 24' Width  
Hardware not included
- Pickets:** 3/4" or 1" Vertical Pickets, 16 Gauge  
4-5/8" Picket Centers
- Finish:** Black Powder Coat - Standard  
Optional Colors Available

### Series 4340 - 3/4" Pickets

		OPENING WIDTH																
		1-1/2" Perimeter Frame								2" Perimeter Frame								
HEIGHT	Nominal	Actual	3'	4'	5'	6'	7'	8'	9'	10'	12'	14'	16'	18'	20'	22'	24'	
	3'0"	34"																
	4'0"	46"																
	5'0"	58"																
	6'0"	70"																
	7'0"	82"																
	8'0"	94"																

Sample Item Number 4340BK12040 = Series 4340, Color Black, Size 12'0" wide x 4'0" high

### Series 4350 - 1" Pickets

		OPENING WIDTH																
		1-1/2" Perimeter Frame								2" Perimeter Frame								
HEIGHT	Nominal	Actual	3'	4'	5'	6'	7'	8'	9'	10'	12'	14'	16'	18'	20'	22'	24'	
	4'0"	46"																
	5'0"	58"																
	6'0"	70"																
	7'0"	82"																
	8'0"	94"																
	10'0"	118"																

Sample Item Number 4350BK8060 = Series 4350, Color Black, Size 8'0" wide x 6'0" high

### Regency Commercial Gate Options

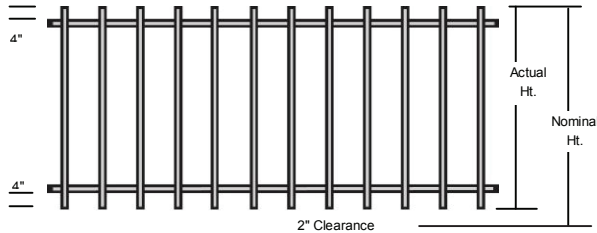
- Trussing: It is recommended that trussing be used on gates over 12' wide or 6' high. See page 33.

(909) 379-0123 - Fax: (909) 379-0169 - Toll Free (866) 629-6636 - [www.PrecisionPLP.com](http://www.PrecisionPLP.com)

# COMMERCIAL FENCING

Product Line G3844

## Regency Commercial Fence, 6" Picket Centers



**Frame:** 1-1/2" Square Top and Bottom Rail, 14 Ga.  
**Pickets:** 3/4" or 1" Pickets, 16 Gauge  
 6" Picket Centers  
**Finish:** Black Powder Coat - Standard  
 Optional Colors Available

### Series 2346 - 3/4" Pickets

		WIDTH				
HEIGHT	Nominal	Actual	8'-0" (94")	10'-0" (118")	12'-0" (142")	Custom Sizes
	3'0"	34"				
	3'6"	40"				
	4'0"	46"				
	5'0"	58"				
	6'0"	70"				
	7'0"	82"				
	8'0"	94"				
	10'0"	118"				

Sample Item Number 2346BK8036 = Series 2346, Color Black, Size 8'0" wide x 3'6" high

### Series 2356 - 1" Pickets

		WIDTH				
HEIGHT	Nominal	Actual	8'-0" (94")	10'-0" (118")	12'-0" (142")	Custom Sizes
	3'0"	32"				
	3'6"	38"				
	4'0"	44"				
	5'0"	56"				
	6'0"	68"				
	7'0"	80"				
	8'0"	92"				
	10'0"	116"				

Sample Item Number 2356BK8036 = Series 2356, Color Black, Size 8'0" wide x 3'6" high

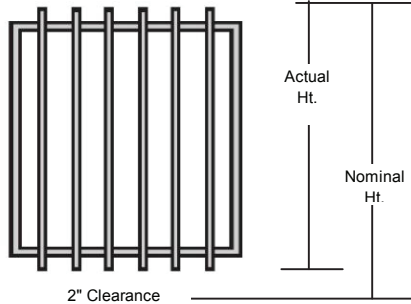
### Regency Commercial Fence Options (Product Line: Z9999)

- 1-1/2" x 2" Top and Bottom Rails OP-RAIL-TO1.5X2 Add
- 2" x 2" Top and Bottom Rails OP-RAIL-1.5TO2 Add

# COMMERCIAL GATES

Product Line G3844

## Regency Commercial Gate, 6" Picket Centers



- Frame:** 1-1/2" Square Frame, 14 Ga. - 3' to 9' Width  
2" Square Frame, 14 Ga. - 10' to 24' Width  
Hardware not included
- Pickets:** 3/4" or 1" Vertical Pickets, 16 Gauge  
6" Picket Centers
- Finish:** Black Powder Coat - Standard  
Optional Colors Available

### Series 4346 - 3/4" Pickets

		OPENING WIDTH																
		1-1/2" Perimeter Frame								2" Perimeter Frame								
HEIGHT	Nominal	Actual	3'	4'	5'	6'	7'	8'	9'	10'	12'	14'	16'	18'	20'	22'	24'	
	3'0"	34"																
	4'0"	46"																
	5'0"	58"																
	6'0"	70"																
	7'0"	82"																
	8'0"	94"																

Sample Item Number 4346BK12040 = Series 4346, Color Black, Size 12'0" wide x 4'0" high

### Series 4356 - 1" Pickets

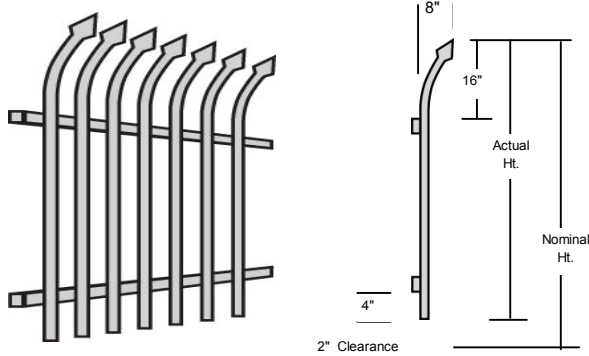
		OPENING WIDTH																
		1-1/2" Perimeter Frame								2" Perimeter Frame								
HEIGHT	Nominal	Actual	3'	4'	5'	6'	7'	8'	9'	10'	12'	14'	16'	18'	20'	22'	24'	
	4'0"	46"																
	5'0"	58"																
	6'0"	70"																
	7'0"	82"																
	8'0"	94"																
	10'0"	118"																

Sample Item Number 4356BK8060 = Series 4356, Color Black, Size 8'0" wide x 6'0" high

### Regency Commercial Gate Options

- Trussing: It is recommended that trussing be used on gates over 12' wide or 6' high. See page 33.

## Sentry Commercial Fence, 4-5/8" Picket Centers



- Frame:** 1-1/2" Square Top and Bottom Rail, 14 Ga.
- Pickets:** 3/4" or 1" Pickets, 16 Gauge  
4-5/8" Picket Centers
- Finish:** Black Powder Coat - Standard  
Optional Colors Available

### Series 2740 - 3/4" Pickets

		WIDTH				
HEIGHT	Nominal	Actual	8'-0" (94")	10'-0" (118")	12'-0" (142")	Custom Sizes
	6'0"	68"				
	7'0"	80"				
	8'0"	92"				
	9'0"	106"				
	10'0"	116"				

Sample Item Number 2740BK8060 = Series 2740, Color Black, Size 8'0" wide x 6'0" high

### Series 2750 - 1" Pickets

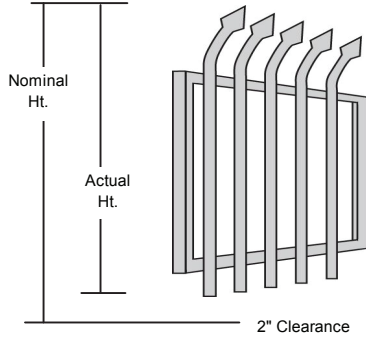
		WIDTH				
HEIGHT	Nominal	Actual	8'-0" (94")	10'-0" (118")	12'-0" (142")	Custom Sizes
	6'0"	70"				
	7'0"	82"				
	8'0"	94"				
	9'0"	106"				
	10'0"	118"				

Sample Item Number 2750BK8060 = Series 2750, Color Black, Size 8'0" wide x 6'0" high

### Sentry Commercial Fence Options (Product Line: Z9999)

- 1-1/2" x 2" Top and Bottom Rails      OP-RAIL-TO1.5X2      Add
- 2" x 2" Top and Bottom Rails      OP-RAIL-1.5TO2      Add

**Sentry Commercial Gate, 4-5/8" Picket Centers**



- Frame:** 1-1/2" Square Frame, 14 Ga. - 3' to 9' Width  
2" Square Frame, 14 Ga. - 10' to 24' Width  
Hardware not included
- Pickets:** 3/4" or 1" Vertical Pickets, 16 Gauge  
Sentry Curved Top Apache Pickets  
4-5/8" Picket Centers
- Finish:** Black Powder Coat - Standard  
Optional Colors Available

**Series 4740 - 3/4" Pickets**

HEIGHT		OPENING WIDTH															
		Nominal	Actual	1-1/2" Perimeter Frame						2" Perimeter Frame							
				3'	4'	5'	6'	7'	8'	9'	10'	12'	14'	16'	18'	20'	22'
6'0"	70"																
7'0"	82"																
8'0"	94"																
9'0"	106"																
10'0"	118"																

Sample Item Number 4740BK12040 = Series 4740, Color Black, Size 12'0" wide x 4'0" high

**Series 4750 - 1" Pickets**

HEIGHT		OPENING WIDTH															
		Nominal	Actual	1-1/2" Perimeter Frame						2" Perimeter Frame							
				3'	4'	5'	6'	7'	8'	9'	10'	12'	14'	16'	18'	20'	22'
6'0"	70"																
7'0"	82"																
8'0"	94"																
9'0"	106"																
10'0"	118"																

Sample Item Number 4750BK8060 = Series 4750, Color Black, Size 8'0" wide x 6'0" high

**Sentry Commercial Gate Options**

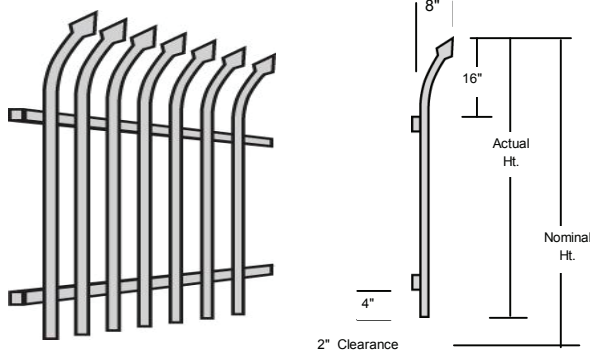
- Trussing: It is recommended that trussing be used on gates over 12' wide or 6' high. See page 33.



# COMMERCIAL FENCING

Product Line G3844

## Sentry Commercial Fence, 6" Picket Centers



- Frame:** 1-1/2" Square Top and Bottom Rail, 14 Ga.
- Pickets:** 3/4" or 1" Pickets, 16 Gauge  
6" Picket Centers
- Finish:** Black Powder Coat -Standard  
Optional Colors Available

### Series 2746 - 3/4" Pickets

		WIDTH				
HEIGHT	Nominal	Actual	8'-0" (94")	10'-0" (118")	12'-0" (142")	Custom Sizes
	6'0"	68"				
	7'0"	80"				
	8'0"	92"				
	9'0"	106"				
	10'0"	116"				

Sample Item Number 2746BK8060 = Series 2746, Color Black, Size 8'0" wide x 6'0" high

### Series 2756 - 1" Pickets

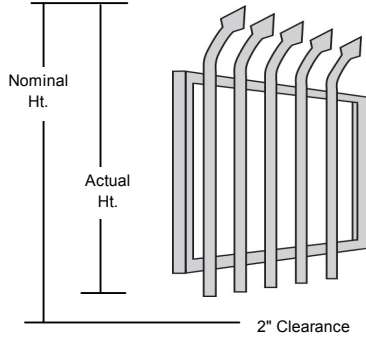
		WIDTH				
HEIGHT	Nominal	Actual	8'-0" (94")	10'-0" (118")	12'-0" (142")	Custom Sizes
	6'0"	70"				
	7'0"	82"				
	8'0"	94"				
	9'0"	106"				
	10'0"	118"				

Sample Item Number 2756BK8060 = Series 2756, Color Black, Size 8'0" wide x 6'0" high

### Sentry Commercial Fence Options (Product Line: Z9999)

- 1-1/2" x 2" Top and Bottom Rails OP-RAIL-TO1.5X2 Add
- 2" x 2" Top and Bottom Rails OP-RAIL-1.5TO2 Add

**Sentry Commercial Gate, 6" Picket Centers**



- Frame:** 1-1/2" Square Frame, 14 Ga. - 3' to 9' Width  
2" Square Frame, 14 Ga. - 10' to 24' Width  
Hardware not included
- Pickets:** 3/4" or 1" Vertical Pickets, 16 Gauge  
Sentry Curved Top Apache Pickets  
6" Picket Centers
- Finish:** Black Powder Coat - Standard  
Optional Colors Available

**Series 4746 - 3/4" Pickets**

HEIGHT		OPENING WIDTH															
		Nominal	Actual	1-1/2" Perimeter Frame						2" Perimeter Frame							
				3'	4'	5'	6'	7'	8'	9'	10'	12'	14'	16'	18'	20'	22'
6'0"	70"																
7'0"	82"																
8'0"	94"																
9'0"	106"																
10'0"	118"																

Sample Item Number 4746BK12060 = Series 4746, Color Black, Size 12'0" wide x 6'0" high


**Series 4756 - 1" Pickets**

HEIGHT		OPENING WIDTH															
		Nominal	Actual	1-1/2" Perimeter Frame						2" Perimeter Frame							
				3'	4'	5'	6'	7'	8'	9'	10'	12'	14'	16'	18'	20'	22'
6'0"	70"																
7'0"	82"																
8'0"	94"																
9'0"	106"																
10'0"	118"																

Sample Item Number 4756BK8060 = Series 4756, Color Black, Size 8'0" wide x 6'0" high

**Sentry Commercial Gate Options**

- Trussing: It is recommended that trussing be used on gates over 12' wide or 6' high. See page 33.



## POSTS

Product Line: G8300

**Post:** 1-1/2" to 4" Square Post  
Standard: Post without flange  
With Pressed Steel Cap

**Finish:** Black Powder Coat - Standard  
Optional Colors Available

### PRICES (Per Each) BY POST TYPE

HEIGHT	Nominal	Actual	Series P1516	Series P1514	Series PG1514	Series P2014	Series PG2014	Series P2511
			1-1/2" Square 16 Gauge	1-1/2" Square 14 Gauge	Galvanized 1-1/2" Square 14 Gauge	2" Square 14 Gauge	Galvanized 2" Square 14 Gauge	2.5" Square 11 Gauge
	3'0"	36"						
	3'6"	42"						
	4'0"	48"						
	4'6"	54"						
	5'0"	60"						
	5'6"	66"						
	6'0"	72"						
	6'6"	78"						
	7'0"	84"						
	7'6"	90"						
	8'0"	96"						
	9'0"	108"						
	10'0"	120"						

Sample Item Number P1516BK40 = Series P1516, Color Black, Size 4'0" high

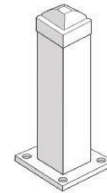
### PRICES BY POST TYPE

HEIGHT	Nominal	Actual	Series P3011	Series P4011	Series P4025
			3" Sq. 11 Ga.	4" Sq. 11 Ga.	4" Sq. .250"
	5'0"	60"			
	5'6"	66"			
	6'0"	72"			
	6'6"	78"			
	7'0"	84"			
	7'6"	90"			
	8'0"	96"			
	9'0"	108"			
	10'0"	120"			
	11'0"	132"			
	12'0"	144"			

### Flange Welded to Post

Product Line: Z9999

Posts with flange will be 1" longer than nominal.



#### Add to Cost of Post

Flange - 4" x 4" x 3/16"

OP-4X4FLANGE

Flange - 6" x 6" x 1/4"

OP-6X6FLANGE

### Other Attachment and Preparation Options

Product Line: Z9999

Post drilled for strike bolt

OP-DRILL4STRK


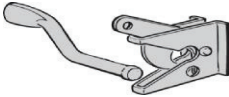
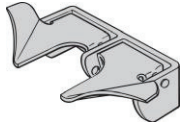



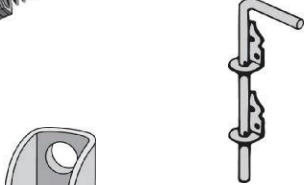



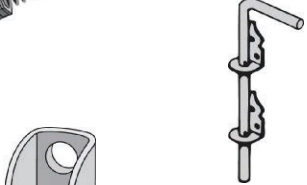


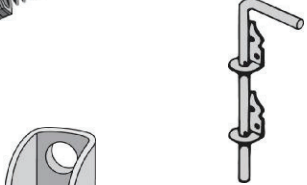



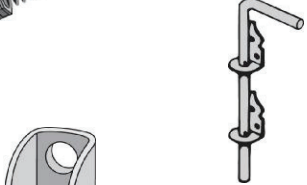

Post welded to panel

OP-WELD1SIDE

Post welded in center of 2 panels

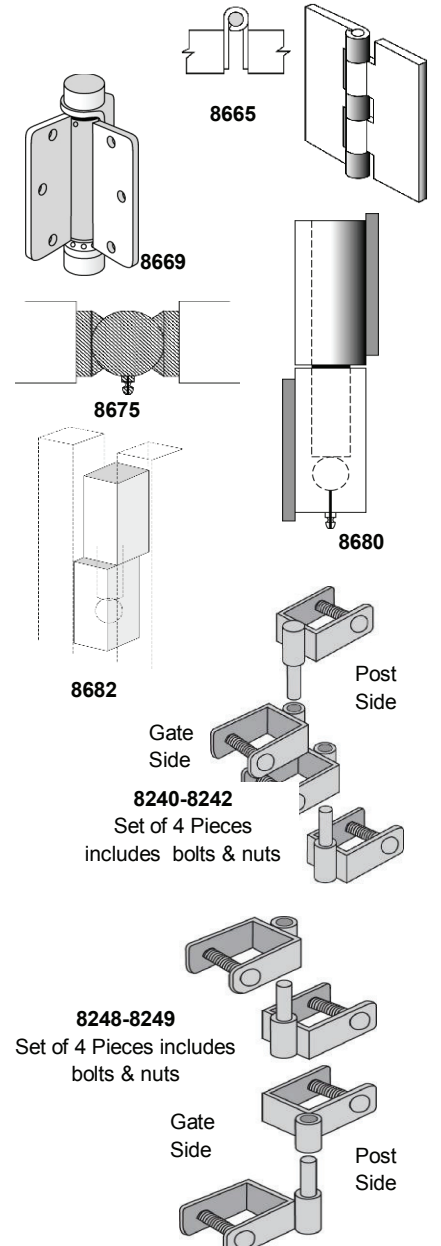
OP-WELD2SIDE

**Hardware**

Individual Parts		Installed by SBP	
Product Line: G8200		Product Line: Z9999	
Part No.	Description	Option Code	
8212	Single Gate Hardware Kit (not shown) Contents: 1 Gravity latch, 2 Base Plates, 2 Hanger Bolts, 8 Mounting Screws	OP-INSTL8212	
8213	Double Gate hardware Kit (not shown) Contents: 1 Gravity latch, 4 Base Plates, 4 Hanger Bolts, 14 Mounting Screws	OP-INSTL8213	
8214	Gate Hanger Bolt "J" Assy. 5/8"	OP-INSTL8214	
8215	Gate Hanger Bolt "J" Assy. 1/2"	OP-INSTL8215	
8217	Gravity Latch - No Hole If installed, please specify: Weld gravity latch receiver to gate Weld gravity latch pin to gate	OP-INSTL8217  OP-REC2GATE OP-PIN2GATE	
8219	Butterfly Latch	OP-INSTL8219	
8220	Slide Bolt	OP-INSTL8220	
8222	9" Gate Spring - Black	OP-INSTL8222	
8223	12" Gate Spring - Black	OP-INSTL8223	
8225	12" Cane Bolt, 1/2" Diameter	OP-INSTL8225	
8226	18" Cane Bolt, 1/2" Diameter	OP-INSTL8226	
8227	24" Cane Bolt, 1/2" Diameter	OP-INSTL8227	
8542	Batwing 1" x 1" x 2", 5/8" Diameter	OP-INSTL8542	
8543	Batwing 1" x 1" x 2", 1/2" Diameter If installed, please specify: Weld batwing to post Weld batwing to tab	OP-INSTL8543  OP-BATWG2POST OP-BATWG2TAB	
8537	1" Fence Mounting Bracket 4/Pkg	N/A	
8539	1-1/2" Fence Mounting Bracket 4/Pkg	N/A	
<b>Clamp-On Gravity Latch</b>			
8260	Post Size: 1-1/2", Gate Frame: 1"	N/A	
8261	Post Size: 2", Gate Frame: 1"	N/A	

**Hinges**

Individual Parts		Installed by SBP
Part No.	Description	Option Code
Product Line: G8660		Product Line: Z9999
<b>Butt Hinges</b>		
8662	Butt hinge, Std. 3-1/2" x 2-1/4" x .125	OP-INSTL8662
8665	Butt hinge, Heavy 3" x 3" x .178	OP-INSTL8665
8666	Butt hinge, Heavy 4" x 4" x .198	OP-INSTL8666
8667	Butt hinge, Heavy 5" x 5" x .198	OP-INSTL8667
8668	Butt hinge, Heavy 6" x 6" x .198	OP-INSTL8668
8669	Self-Closing 3-1/2" x 3-1/2" Spring Hinge (Maximum door size recommended 3/0 x 7/0) For doors up to 70#, use 2 spring hinges and one butt hinge. For doors up to 90#, use 3 spring hinges.	OP-INSTL8669
<b>Barrel Hinges</b>		
8675	Ball Bearing - 5/8" Pin, 1-3/8" Clear, 5" Height	OP-INSTL8675
8677	Heavy Ball Bearing - 3/4" Pin, 1-1/2" Clear, 7" Height	OP-INSTL8677
8680	Standard Barrel Hinge, 5/8" Pin	OP-INSTL8680
<b>Square Ball Bearing Hinges</b>		
8682	1" Square Hinge - 1/2" Pin, 1-1/4" Clear, 4" Height	OP-INSTL8682
8684	1-1/2" Square Hinge - 5/8" Pin, 2" Clear, 6" Height	OP-INSTL8684
Product Line: G8200		
<b>Clamp-On Hinge (1/2" pin size)</b>		
8240	Post Size: 1-1/2", Gate Frame: 1"	N/A
8241	Post Size: 2", Gate Frame: 1"	N/A
8242	Post Size: 2", Gate Frame: 1-1/2"	N/A
<b>One Way Auto Closing Hinge (1/2" pin size)</b>		
8248	Post Size: 1-1/2", Gate Frame: 1"	N/A
8249	Post Size: 2", Gate Frame: 1"	N/A



**Applications**

Hinge Left (from outside)	OP-HNGLEFT
Hinge Right (from outside)	OP-HNGRIGHT

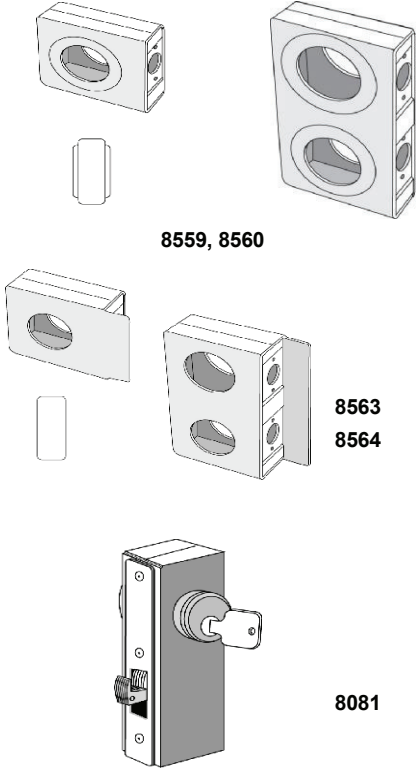
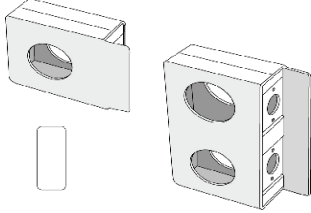

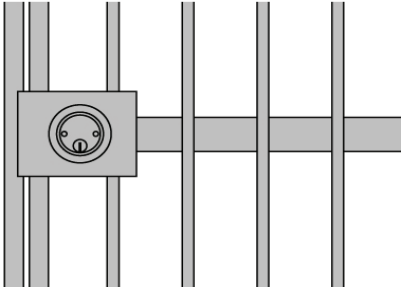
**Rolling Gates**

Individual Parts			
Part No.	Description	Product Line	
8638	1" x 1" x 1/8" Angle x 20' Plain	G8805	
8640	1" x 1" x 1/8" Angle x 20' W/Tabs	G8630	
8642	1" x 1" x 1/8" Angle x 20' W/4" Plate	G8630	
8645	Rubber Guide Assembly 3"	G8630	
8646	Rubber Guide Assembly 6"	G8630	
8647	Gate End Guide	G8630	
<b>Pre-Fab Guide Roller Assembly Welded on 2" 16 Ga. Post</b>			
8650	3" Roller, Double Post up to 66"	G8630	
8652	3" Roller, Double Post up to 90"	G8630	
8651	6" Roller, Double Post up to 66"	G8630	
8653	6" Roller, Double Post up to 90"	G8630	
8655	3" Roller, Single Post up to 66"	G8630	
8657	3" Roller, Single Post up to 90"	G8630	
8656	6" Roller, Single Post up to 66"	G8630	
8658	6" Roller, Single Post up to 90"	G8630	

**Sliding-Rolling Wheels**

Individual Parts			
Part No.	Description		
8630	"V" Groove Wheel 4" x 1-1/2"	G8630	
8631	"V" Groove Wheel 6" x 2"	G8630	
8633	"V" Groove Wheel W/Box 4" x 1-1/2"	G8630	
8634	"V" Groove Wheel W/Box 6" x 2"	G8630	



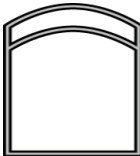



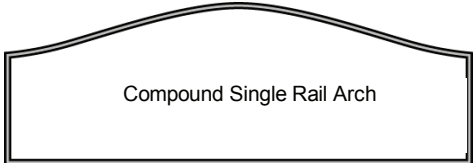
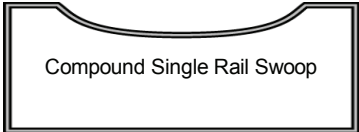



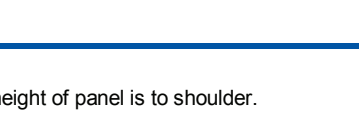


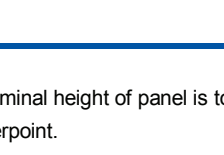

**Lock Boxes**

Description	Option Code	
1-1/4" D/Lock Box, Raised, W/Lip	OP-INSTL8557	
1-1/4" S/Lock Box, Raised, W/Lip	OP-INSTL8558	
1-1/4" D/Lock Box, Raised, No Lip*	OP-INSTL8559	
1-1/4" S/Lock Box, Raised, No Lip*	OP-INSTL8560	
* Standard Lock Box used by Superior on products requiring Lock Boxes.		
1-5/8" D/Lock Box	OP-INSTL8563	
1-5/8" S/Lock Box	OP-INSTL8564	
Hook Lock Box Assembly (Kwikset Keyway)	OP-INSTL8081	
When lockbox is utilized, it is recommended that 1" x 3/16" flat strap be installed horizontally and welded to each picket in order to prevent forced entry (see illustration).		
3/16" x 1" flat strap	OP-LOCKTRUSS	

# CUSTOM GATE AND FENCING APPLICATIONS

Product Line: Z9999

## Arching or Swooping on Gates or Panels

Description	Price per Lineal Foot ‡				
	1" Frame	1-1/2" Frame	2" Frame		
<b>Simple Arching or Swooping Tops</b>					
Single Rail Arch	OP-SSRARCH-1	OP-SSRARCH-1.5	OP-SSRARCH-2		
Single Rail Swoop	OP-SSRSWOOP-1	OP-SSRSWOOP-1.5	OP-SSRSWOOP-2		
Double Rail Arch	OP-SDRARCH-1	OP-SDRARCH-1.5	OP-SDRARCH-2		
Double Rail Swoop	OP-SDRSWOOP-1	OP-SDRSWOOP-1.5	OP-SDRSWOOP-2		
<b>Compound Arching or Swooping Tops</b>					
Compound Single Rail Arch	OP-CSRARCH-1	OP-CSRARCH-1.5	OP-CSRARCH-2		
Compound Single Rail Swoop	OP-CSRSWOOP-1	OP-CSRSWOOP-1.5	OP-CSRSWOOP-2		
Compound Double Rail Arch	OP-CDRARCH-1	OP-CDRARCH-1.5	OP-CDRARCH-2		
Compound Double Rail Swoop	OP-CDRSWOOP-1	OP-CDRSWOOP-1.5	OP-CDRSWOOP-2		
<b>Arching or Swooping of Pickets</b>					
Arching of Pickets Only	OP-PCKTARCH-1	OP-PCKTARCH-1.5	OP-PCKTARCH-2		
Swooping of Pickets Only	OP-PKTSWOOP-1	OP-PKTSWOOP-1.5	OP-PKTSWOOP-2		

‡ Minimum: 6 feet.


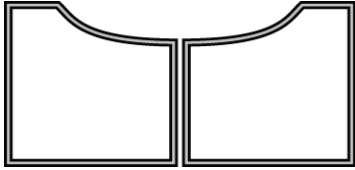




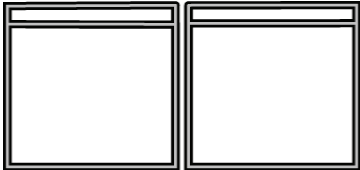
Note: Standard Arch or Swoop will equal 10% of width of Gate or Panel. Nominal height of panel is to shoulder.

Example: 10' Gate will arch or swoop 1' at centerpoint.

(909) 379-0123 - Fax: (909) 379-0169 - Toll Free (866) 629-6636 - [www.PrecisionPLP.com](http://www.PrecisionPLP.com)



## Double Drive Gates

	Price per Lineal Foot (Minimum: 6 feet)			
	1" Frame	1-1/2" Frame	2" Frame	
<b>Compound Arching or Swooping Tops</b>				
Compound Single Rail Arch --Double Drive OP-CSRRCHDD-1      OP-CSRRCHDD-1.5      OP-CSRRCHDD-2				
Compound Single Rail Swoop --Double Drive OP-CSRSWPDD-1      OP-CSRSWPDD-1.5      OP-CSRSWPDD-2				
Compound Double Rail Arch--Double Drive OP-CDRRCHDD-1      OP-CDRRCHDD-1.5      OP-CDRRCHDD-2				
Compound Double Rail Swoop--Double Drive OP-CDRSWPDD-1      OP-CDRSWPDD-1.5      OP-CDRSWPDD-2				
Arching of Pickets Only OP-PKTRCHDD-1      OP-PKTRCHDD-1.5      OP-PKTRCHDD-2				
Swooping of Pickets Only OP-PKTSWPDD-1      OP-PKTSWPDD-1.5      OP-PKTSWPDD-2				
<b>Double Top Rail Straight</b>				
Double Top Rail Straight--Double Drive OP-DBLRALDD-1      OP-DBLRALDD-1.5      OP-DBLRALDD-2				


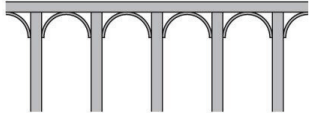

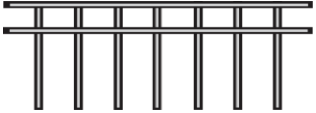
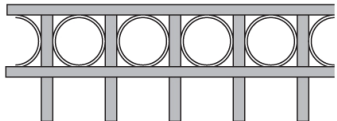



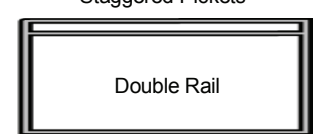
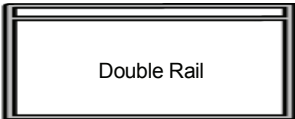
Note: Standard Arch or Swoop will equal 10% of width of Gate or Panel. Nominal height of panel is to shoulder.

Example: 10' Gate will arch or swoop 1' at centerpoint.

# CUSTOM GATE AND FENCING APPLICATIONS

Product Line: Z9999

## Installation of Special Applications

Application		Option Code		
<b>Installed to Pickets</b>				
Cast Spears Installed to Pickets			See Page 36	
Knuckle Every Picket <sup>Δ</sup>	OP-KNKLPKT			
Knuckle Every Other Picket <sup>Δ</sup>	OP-KNKLALPKT			
2 Knuckles Every Picket <sup>Δ</sup>	OP-2KNKLPKT			
2 Knuckles Every Other Picket <sup>Δ</sup>	OP-2KNKLALPKT			
Radius Arches Installed	OP-RADARCH			
Circles Installed To Picket**	OP-CIRCPKT			
<b>Installed to Rail</b>				
Cast Spears Installed to Rail			See Page 36	
Circles Installed to Rail**	OP-CIRCRAIL			
Scroll Installed To Rail	OP-SCROLLRAIL			
Application		Price per Lineal Foot ‡ (includes parts & labor)		
		1" Rail	1-1/2" Rail	2" Rail
<b>Installed Between Rails</b>				
Circles Between Rails**	OP-CRCBTWRL-1	OP-CRCBTWRL-1.5	OP-CRCBTWRL-2	
Pickets Between Rails	OP-PKBTWRL-1	OP-PKBTWRL-1.5	OP-PKBTWRL-2	
Every Other Picket Between Rails	OP-ALPKBWRL-1	OP-ALPKBWRL-1.5	OP-ALPKBWRL-2	
Circles & Pickets Between Rails**	OP-CRPKBWRL-1	OP-CRPKBWRL-1.5	OP-CRPKBWRL-2	
Scroll Between Rails	OP-SCLBTWRL-1	OP-SCLBTWRL-1.5	OP-SCLBTWRL-2	
Staggered Pickets	OP-STAGPKT-1	OP-STAGPKT-1.5	OP-STAGPKT-2	
Double Rail	OP-DBLRAIL-1	OP-DBLRAIL-1.5	OP-DBLRAIL-2	

‡ Minimum: 6 feet.

<sup>Δ</sup> Priced for 5/8" knuckle. Prices will vary for other sizes.

\*\* Priced for 4" circles. Prices will vary for other sizes.

**Special Panels**

**Fixed Biased Panel or Gate**

When ordering biased panels or gates, specify the following:

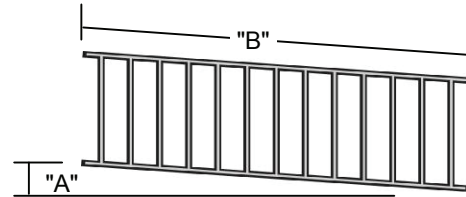
1. Drop in inches or degrees. (A)
2. Measurement on slope. (B)

When ordering Apache or Regency style, specify which end of the panel or gate is the high end as viewed from outside of fence line. (Pickets are on outside.)

Add price per lineal foot. Minimum: 6 feet.

Fixed Biased Panel or Gate

**OP-FIXBIAS**



**Curved Panels**

When ordering curved panels or gates, you must give one of the following combinations of measurements:

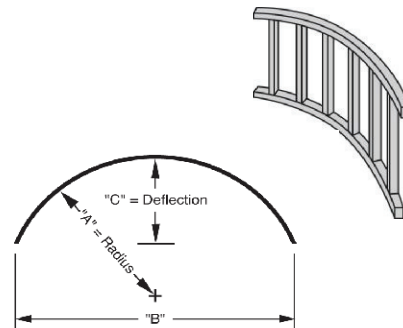
1. Radius and measurement of the curve. ("A" & "B")
2. Deflection and measurement of the curve. ("C" & "B")

When ordering Apache or Regency style, specify if the pickets are on the inside or the outside of the curve.

Add price per lineal foot. Minimum: 6 feet.

Curved Panels

**OP-CURVE**



**Tapered Panel or Gate**

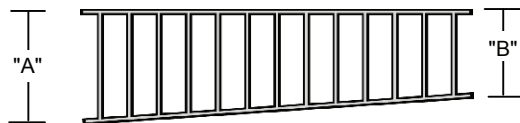
When ordering tapered panel or gate:

Specify which end is tallest. Specify which rail tapers as viewed from outside of fence line. (Pickets are on outside). Specify "A" and "B" dimension.

Add to special size price per lineal foot. Minimum: 6 feet.

Tapered Panel or Gate

**OP-TAPER**



**Notched Panel or Gate**

When ordering notched panel or gate:


Specify location of notch as viewed from outside of fence line.

Specify height of notch.

Add to special price per notch.

Notched Panel or Gate

**OP-NOTCH**



**Doggie Pickets (up to 24" in height)**

(1/8" x 1/2" or 1/8" x 1" Horizontal Support Standard)

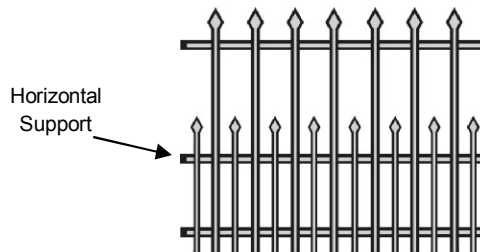
Add price per lineal foot. Minimum: 6 feet.

Doggie Pickets (1/8" x 1/2" Support)

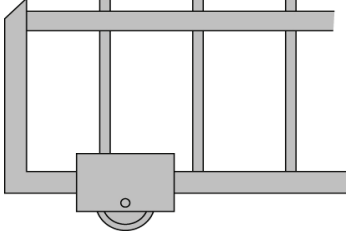
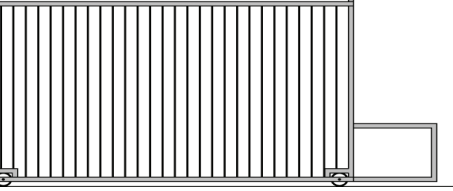
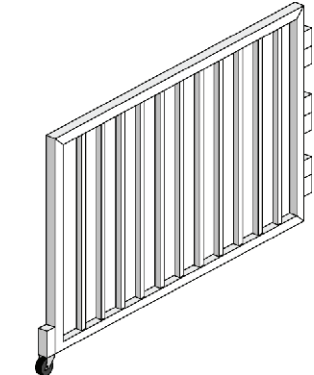
**OP-DOGPKT-1/2**

Doggie Pickets (1/8" x 1" Support)

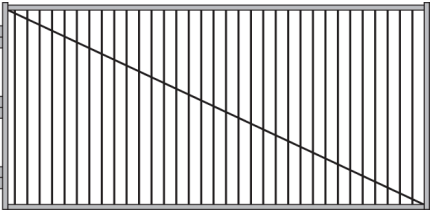
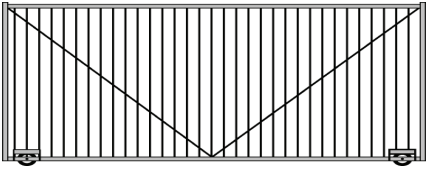
**OP-DOGPKT-1**










## Rolling Gates

Description	Option Code	
<b>Wheel Box with Wheel</b> (Completely enclosed and welded into gate.)		
4" V-Groove wheel assembly	<b>OP-INSTL8633</b>	
6" V-Groove wheel assembly	<b>OP-INSTL8634</b>	
<b>Wheel Box Only</b> (welded to gate)		
4" wheel box only	<b>OP-WHLBOX4</b>	
6" wheel box only	<b>OP-WHLBOX6</b>	
<b>Electric Slide Gate Tail</b> (welded to gate)		
Electric Slide Gate Tail (2' high x 3' long) is necessary on gates using an electric gate operator. It is used to supply additional length only.		
1-1/2" Square Tubular Tail	<b>OP-GATETAIL-1.5</b>	
2" Square Tubular Tail	<b>OP-GATETAIL-2</b>	
When ordering, specify which side of the gate requires a tail (left side or right side) as viewed from outside the fence line.		
Left side Tail	<b>OP-LEFTTAIL</b>	
Right side Tail	<b>OP-RIGHTTAIL</b>	
<b>Outrigger Roller</b> (welded to gate)		
<b>Outrigger Spring Roller Assembly</b>		
Used for added stability on swinging gates.		
Spring Roller Assembly	<b>OP-INSTL8672</b>	


## Trussing

Description	Option Code	
<b>Trussing or Guide Strapping*</b>		
3/4" square tubing	OP-TRUS8807	
3/16" x 1" flat strap	OP-TRUS8835	
3/16" x 2" flat strap	OP-TRUS8838	
1/4" x 2" flat strap	OP-TRUS8842	
		
		Diagonal Truss used on swing gates.
		
		V-Truss used on rolling gates.
<p><b>*Note:</b> It is recommended that trussing be used on gates over 12' wide or 6' high.  <b>Recommended Trussing:</b>            Up to 16' wide or 8' high, use 1"            Over 16' wide or 8' high, use 2"</p>		

## Spear Types

Description	Option Code		
Country Club Spear 1/2"	OP-SPR8410		 <p>Country Club</p>
Country Club Spear 5/8"	OP-SPR8411		
Country Club Spear 3/4"	OP-SPR8412		
Country Club w/Ball 1/2"	OP-SPR8414	 <p>Country Club w/ Ball</p>	
Country Club w/Ball 5/8"	OP-SPR8415		
Country Club w/Ball 5/8" Heavy	OP-SPR8415H		
Country Club w/Ball 3/4"	OP-SPR8416		
Country Club w/Ball 3/4" Heavy	OP-SPR8416H		
Seville Spear 1/2"	OP-SPR8418		<p>Seville</p>
Seville Spear 5/8"	OP-SPR8419		
Seville Spear 3/4"	OP-SPR8420		
Spanish Spear 1/2"	OP-SPR8422	 <p>Spanish</p>	
Spanish Spear 5/8"	OP-SPR8423		
Spanish Spear 5/8" Heavy	OP-SPR8423H		
Spanish Spear 3/4"	OP-SPR8424		
Spanish Spear 3/4" Heavy	OP-SPR8424H		
Classic Spear 1/2 "	OP-SPR8426		 <p>Classic</p>
Classic Spear 5/8 "	OP-SPR8427		
Classic Spear 5/8 " Heavy	OP-SPR8427H		
Classic Spear 3/4 "	OP-SPR8428		
Classic Spear 3/4" Heavy	OP-SPR8428H		
Florentine 5/8"	OP-SPR8430		 <p>Florentine</p>







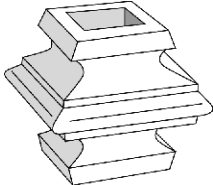

## Applications

Description	Installed by Precision		 <p>To Pickets      To Rail</p>
	Description	Option Code	
Spears Installed to Pickets	OP-SPRPKT		
Spears Installed to Rail	OP-SPRRAIL		
Spears Installed to Arched Pickets	OP-SPRPKT-ARCH		
Spears Installed to Arched Rail	OP-SPRRAIL-ARCH		

Note: Total Cost = (Spear Cost per Lineal Ft. + Labor Cost per Lineal Ft.) x # of Lineal Feet

(909) 379-0123 - Fax: (909) 379-0169 - Toll Free (866) 629-6636 - [www.PrecisionPLP.com](http://www.PrecisionPLP.com)

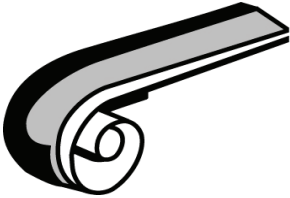


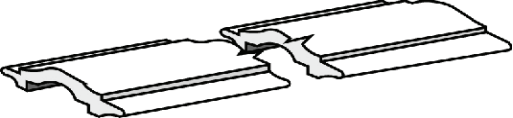
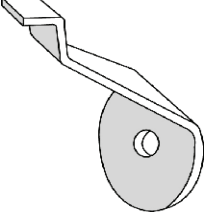
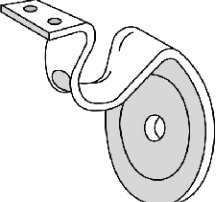
**Ornamental Castings**

Description	Installed by Precision Option Code		
<b>Castings</b>			
Granada Casting 8"x 17-1/2", 1/2"	OP-CAST8440		
Granada Casting 8" x 17-1/2", 5/8" - Alum.	OP-CAST8441	Granada	Corsican
Corsican Casting 7-1/2" x 13-7/8", 1/2"	OP-CAST8443		
Corsican Casting 7-1/2" x 13-7/8", 5/8"-Alum	OP-CAST8444		
Victoria Casting 6-3/4" x 15-1/4", 1/2"	OP-CAST8445		
Bird of paradise Casting 8-3/4" x 26-1/2"	OP-CAST8446	Victoria	
Deco Casting 3-3/4" x 3-3/4", 5/8" -Alum	OP-CAST8456		Bird of Paradise
<b>Ball Caps (Installed with tack welds.)</b>			
Cast Iron Ball Caps 1-1/2"	OP-CAP8471		
Cast Iron Ball Caps 2"	OP-CAP8472		
Cast Iron Ball Caps 3"	OP-CAP8473		
Cast Iron Ball Caps 4"	OP-CAP8474		
Full weld installation of ball caps	OP-CAPFLWELD		
<b>Knuckles</b>			
Knuckles 5/8"	OP-KNKL8461		
Knuckles 3/4"	OP-KNKL8462		
Knuckles 1"	OP-KNKL8463		Knuckle
<b>Circles</b>			
Steel Tube Ring 4"	OP-CIRC8485		
Steel Tube Ring 5"	OP-CIRC8488		
Steel Tube Ring 6"	OP-CIRC8486		Steel Tube Ring

For individual uninstalled parts, please call Precision for pricing

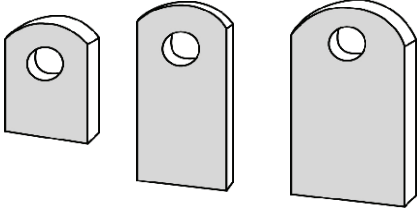
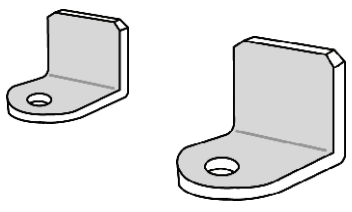
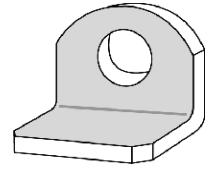
(909) 379-0123 - Fax: (909) 379-0169 - Toll Free (866) 629-6636 - [www.PrecisionPLP.com](http://www.PrecisionPLP.com)

**Hand Rail Accessories**

Description	Option Code	
4" Standard Rail End	OP-INSTL8480	
5" Lambs Tongue	OP-INSTL8482	
5-1/2" Beveled Rail End	OP-INSTL8484	
1" CapRail 20'	OP-INSTL8487	
Handrail Bracket 3" Offset	OP-INSTL8532	
Handrail Bracket 3-1/2" Offset	OP-INSTL8533	




**Tabs**

Description	Installed by Precision Option Code	
1" x 1-1/2" x 3/16" Tab with 3/8" Hole	OP-INSTL8500	
1" x 2-1/4" x 3/16" Tab with 3/8" Hole	OP-INSTL8501	
1-1/2" x 2-3/4" x 3/16" Tab with 3/8" Hole	OP-INSTL8503	
1-1/2" x 3/16" Stand-off Tab with 3/8" Hole	OP-INSTL8509	
2" x 3/16" Stand-off Tab with 3/8" Hole	OP-INSTL8510	
3" x 3/16" Stand-off Tab with 3/8" Hole	OP-INSTL8511	
4" x 3/16" Stand-off Tab with 3/8" Hole	OP-INSTL8512	
Padlock Hasp 1/2" Diameter	OP-INSTL8536	

**Applications**

Description	Installed by Precision Option Code
Weld tabs to post	OP-TAB2POST
Weld tabs to panel	OP-TAB2PANL

**Perforated Metal - 24 Gauge**

Description	Installed by Precision Option Code	
3/32" Diameter - "Large Hole", 36" x 84"	OP-INSTL3980	
3/32" Diameter - "Large Hole", 48" x 84"	OP-INSTL3981	
3/32" Diameter - "Large Hole", 48" x 96"	OP-INSTL3982	
Solid Steel Sheet, 24 Gauge, 48" x 96"	OP-INSTL3970	
Solid Steel Sheet, 24 Gauge, 36" x 24"	OP-INSTL3972	
Solid Steel Sheet, 24 Gauge, 48" x 24"	OP-INSTL3973	
Solid Steel Sheet, 24 Gauge, 36" x 36"	OP-INSTL3975	
Note: Cutting charge for custom sizes. Add to the next larger size: Cut Perf to Size	OP-CUTPERF	

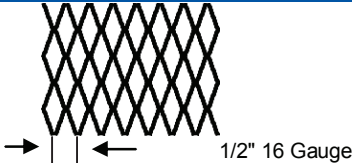
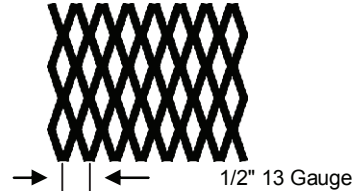
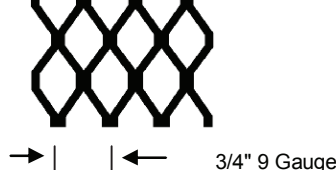
**Color Options**

Description	Installed by Precision Option Code
Perf/Mesh Color - Adobe	OP-PERF-AD
Perf/Mesh Color - Almond	OP-PERF-AL
Perf/Mesh Color - Black	OP-PERF-BK
Perf/Mesh Color - Bronze	OP-PERF-BZ
Perf/Mesh Color - Weathered Brown	OP-PERF-WB
Perf/Mesh Color - White	OP-PERF-WH
Perf/Mesh Color - Custom Color	OP-PERF-CC

# STEEL SHEETS

Product Line: Z9999

## Expanded Metal

Description	Installed by Precision Option Code	
1/2" Expanded Metal, 16 Gauge, 48" x 96"	OP-INSTL3990	 <p>1/2" 16 Gauge</p>
1/2" Expanded Metal, 13 Gauge, 48" x 96"	OP-INSTL3997	
3/4" Expanded Metal, 9 Gauge, 48" x 96"	OP-INSTL3999	
1/2" Expanded Metal, 16 Gauge, 36" x 24"	OP-INSTL3991	 <p>1/2" 13 Gauge</p>
1/2" Expanded Metal, 16 Gauge, 48" x 24"	OP-INSTL3992	
1/2" Expanded Metal, 16 Gauge, 36" x 36"	OP-INSTL3993	
1/2" Expanded Metal, 16 Gauge, 48" x 36"	OP-INSTL3994	
Note: Cutting charge for custom sizes. Add to the next larger size: Cut Perf/Mesh to Size	OP-CUTPERF	 <p>3/4" 9 Gauge</p>

## Color Options

Description	Installed by Precision Option Code
Perf/Mesh Color - Adobe	OP-PERF-AD
Perf/Mesh Color - Almond	OP-PERF-AL
Perf/Mesh Color - Black	OP-PERF-BK
Perf/Mesh Color - Bronze	OP-PERF-BZ
Perf/Mesh Color - Weathered Brown	OP-PERF-WB
Perf/Mesh Color - White	OP-PERF-WH
Perf/Mesh Color - Custom Color	OP-PERF-CC

# TERMS AND CONDITIONS

## 1. Prices:

Prices are those in effect on the date of shipment and are subject to change without notice. Where there is a discrepancy between the catalog and invoice, the invoice price prevails.

## 2. Quotes:

We will honor all written quotes for a period of 30 days. All verbal quotes not confirmed in writing will not be honored.

## 3. Ordering:

All orders are accepted subject to availability of merchandise. We will not be held responsible for strikes, accidents, or any other cause beyond our control. All orders are confirmed via fax or e-mail, and are the customer's responsibility to verify.

## 4. Terms:

- a. Net 10th, on established credit, No discounts allowed. If you wish to obtain an "open account" with SBP, please complete our credit application in full and return to us by mail, fax or e-mail. Please allow ample time for processing.
- b. C.O.D Credit Card Account, Debit Card, Visa, MasterCard or American Express. This method is preferred over C.O.D.

## 5. Delivery:

On your normal scheduled delivery day, we offer free delivery via our trucks to most major populated areas of Southern California on orders of **\$150.00** or more.

In major lower and upper desert areas and certain mountain areas, we offer free delivery via our trucks on orders of **\$250.00** or more.

All other areas of California outside of our normal delivery area will be delivered free via our trucks on orders of **\$2000.00** or more.

All deliveries or shipments other than stated above will be shipped via "common carrier" at customer's expense.

Certain conditions may apply per delivery area. Contact your account manager or customer service for delivery schedule.

## 6. Job Site or Drop Shipment Deliveries:

"Job Site" or "Drop Shipment" deliveries are available in your area on normal scheduled delivery days. A \$75.00 "Job Site" or "Drop Shipment" fee will apply. All C.O.D. job site deliveries shall be paid prior to the delivery.

## 7. F.O.B. Point:

All prices are quoted F.O.B. our warehouse.

## 8. Freight:

In all "common carrier" shipments, the transportation company is responsible for all merchandise after having accepted it for shipment in good order. All claims and correspondence for loss or damaged material must be made against the transportation company.

## 9. Back Orders:

SBP strives to keep adequate stock on all standard goods and will ship all back ordered items when available unless otherwise requested.

## 10. Claims:

Claims for damaged material, shortages or errors must be reported within five working days after receipt of shipment.

All claims reported after the five working day grace period will be subject to SBP authorization.

## 11. Returns:

Returns will not be accepted without SBP authorization. NON-STOCKED, CUSTOM OR SPECIAL ORDER PRODUCTS CANNOT BE RETURNED. All authorized returns may be subject to a 15% re-stocking fee. All items that arrive with damaged packaging will be subject to a \$20.00 re-packaging fee.

DAMAGED PRODUCTS ARE NOT RETURNABLE,  
NO EXCEPTIONS.

## 12. Custom Orders:

A signed confirmation must be received by SBP before any custom orders are scheduled for production. SBP is not responsible for any errors and/or omissions in customer verified information.

### C.O.D. Custom Orders:

All C.O.D. custom orders must have a 50% non-refundable deposit towards the invoice before production takes place.

## 13. Product Warranty:

All **non-steel** products are warrantied against defects in workmanship only for a period of one full year.

**Economy steel** products are warrantied against defects in workmanship and finish only for a period of three full months.

### Domestic Steel Finish Warranty:

One Year: on Black, Bronze, Almond and Adobe.

All other colors carry a six month warranty.

Domestic steel products are warrantied against defects in workmanship only for a period of one full year.

SBP is not liable for any materials that have been altered or modified in any way.

### Note:

All steel products are susceptible to rust. Rust preventative maintenance is necessary to preserve the finish of these products. This warranty does not apply to installations within five miles of the ocean or around the perimeter of swimming pools where moisture, salt and chemicals can easily damage the finish.

This guarantee is void if the product has been subject to improper installation or mechanical damage indicative of obvious mistreatment or abuse.

Under no circumstances will SBP be held responsible for labor charges occurring from job site repair or replacements.